




SMD Wire Wound Ferrite Chip Inductors - HFWT Series

FEATURES

- * RoHS compliant
- * Very strong solderability by reflow soldering and soldering iron
- * Highly accurate dimensions
- * Can be mounted automatically
- * Terminals are highly resistant to external forces
- * Highly reliable in environments of sudden temperature change and humidity
- * Low DCR & better Q value in ferrite series

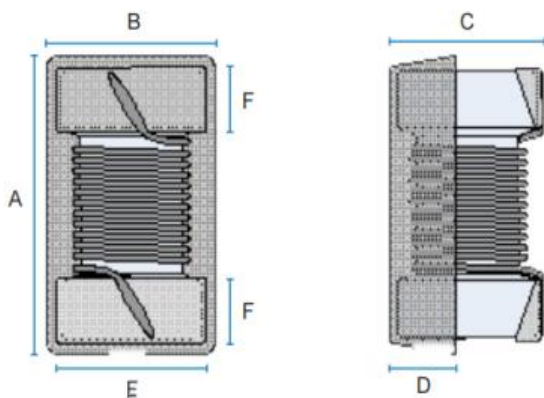


ORDERING CODE(标志示例)

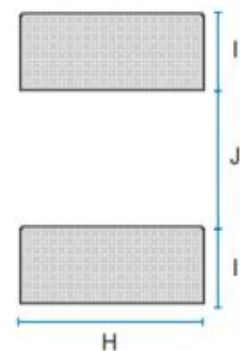
HFWT □□□□ - □□□ □
 (1) (2) (3) (4)

- (1) HFWT 向华料号 Part Number
- (2) 尺寸 Dimensions
- (3) 电感量 Inductance
- (4) 电感量公差 Inductance Tolerance

Shape and Dimensions



Recommended Pattern



Dimensions in mm

TYPE	A Max	B Max	C Max	D Typ.	E Typ.	F Typ.	H Typ.	I Typ.	J Typ.
HFWT0603	1.80	1.25	1.20	0.51	0.76	0.33	1.02	0.64	0.64
HFWT0805	2.40	1.73	1.52	0.71	1.27	0.51	1.78	1.02	0.76



SMD Wire Wound Ferrite Chip Inductors - HFWT0603 Series

HFWT0603 series Electrical Characteristics

Part No.	Inductance (μ H)	Test Freq. (MHz)	Q (Typ)	SRF (MHz)Typ	RDC(Ω) $\pm 30\%$	Isat (mA)Typ	Irms (mA)Typ
HFWT0603-1R0M	1.0	1	10	350	0.14	800	900
HFWT0603-2R2M	2.2	1	10	90	0.30	580	600
HFWT0603-4R7M	4.7	1	10	57	0.46	450	500
HFWT0603-6R8M	6.8	1	9	25	0.67	410	500
HFWT0603-100M	10	1	9	25	1.00	270	380
HFWT0603-150M	15	1	9	25	1.42	220	350
HFWT0603-220M	22	1	8	20	2.46	180	270

Note: When ordering, please specify tolerance code. Tolerance: M= $\pm 20\%$

- Rating DC current: Temperature rise(ΔT) is 40°C approximately at Irms
- Isat for Inductance drop 10% from its value with current
- Operating temp.: -40°C ~ +85°C
- .Storage temp.: -10°C ~ +40°C R.H.: 65% Max
- Moisture sensitivity level (MSL) 2 (1 year floor life at <30°C/65% relative humidity)



SMD Wire Wound Ferrite Chip Inductors - HFWT0805 Series

HFWT0805 series Electrical Characteristics

Part No.	Inductance (μ H)	Test Freq. (MHz)	Q (Typ)	SRF (MHz)Typ	RDC(Ω) $\pm 30\%$	Isat (mA)Typ	Irms (mA)Typ
HFWT0805-1R0M	1.0	1	12	250	0.14	1100	1200
HFWT0805-2R2M	2.2	1	12	100	0.18	750	900
HFWT0805-4R7M	4.7	1	12	50	0.32	530	550
HFWT0805-8R1M	8.1	1	12	35	0.50	430	460
HFWT0805-100M	10	1	12	35	0.55	420	450

Note: When ordering, please specify tolerance code. Tolerance: M= $\pm 20\%$

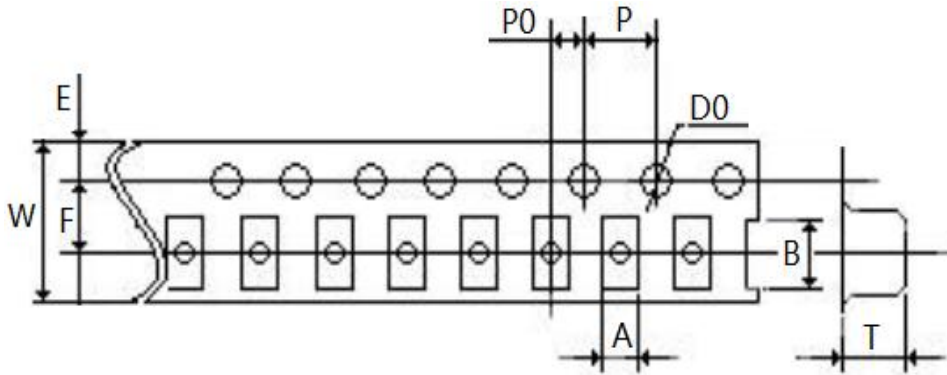
- Rating DC current: Temperature rise(ΔT) is 40°C approximately at I_{rms}
- Isat for Inductance drop 10% from its value with current
- Operating temp.: -40°C ~ +85°C
- .Storage temp.: -10°C ~ +40°C R.H.: 65% Max
- Moisture sensitivity level (MSL) 2 (1 year floor life at <30°C/65% relative humidity)



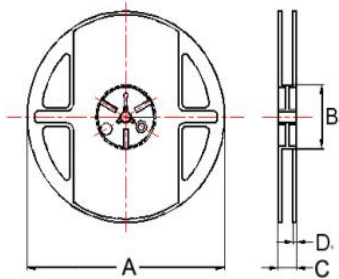
SMD Wire Wound Ferrite Chip Inductors - HFWT Series

Packaging Specifications

Tape Dimensions



Reel Dimensions



Dimensions in mm

TYPE	Tape Dimensions									Reel Dimensions				Quantity PCS/REEL
	W	A	B	T	P	P0	D0	E	F	A	B	C	D	
HFWC0603	8	1.15	1.83	0.95	4	2	1.5	1.75	3.5	178	60	12	2.0	4000
HFWC0805	8	1.85	2.4	1.45	4	2	1.5	1.75	3.50	178	60	12	2.0	2000