



SMD Wire Wound Ferrite Chip Inductors - HPS Series

FEATURES

- * RoHS compliant
- * Shielded power inductors
- * Specially designed ferrite cover provides magnetic shielding
- * Best possible surface for pick and place handling

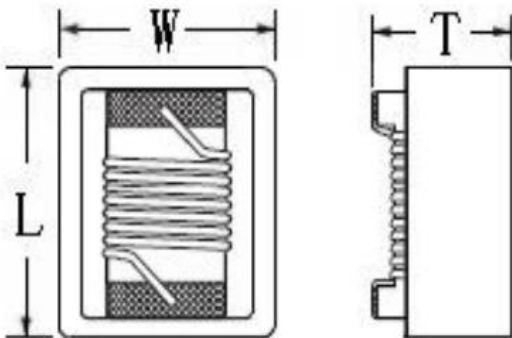


ORDERING CODE(标志示例)

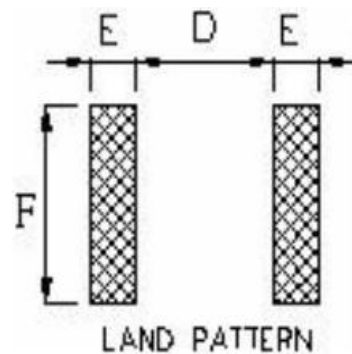
HPS □□□□ - □□□ □
(1) (2) (3) (4)

- (1) HPS 向华料号 Part Number
- (2) 尺寸 Dimensions
- (3) 电感量 Inductance
- (4) 电感量公差 Inductance Tolerance

Shape and Dimensions



Recommended Pattern



Dimensions in mm

TYPE	L(MAX)	W(MAX)	T(MAX)	E Typ.	F Typ.	D Typ.
HPS1008	3.81	3.81	2.74	1.02	2.54	1.27
HPS1812	5.87	4.98	4.2	1.14	3.05	3.00



SMD Wire Wound Ferrite Chip Inductors - HPS1008 Series

HPS1008 series Electrical Characteristics

Part No.	Inductance (μ H)	Tolerance (\pm %)	Test Freq. (MHz)	Q Min	SRF (MHz)Min	RDC (Ω)Max	IDC (A)max
HPS1008-1R0□	1.0	10,20	1	22	254	0.06	3.00
HPS1008-2R7□	2.7	10,20	1	22	150	0.22	1.70
HPS1008-4R7□	4.7	10,20	1	22	120	0.35	1.20
HPS1008-100□	10	10,20	1	25	105	0.92	0.84

Note: When ordering, please specify tolerance code. Tolerance: K= \pm 10% M= \pm 20%

- Saturation DC current: Inductance drop approximately 30% of L0 at Isat.
- Operating temp.: -40°C~ +125°C
- Storage temp.: -10°C~+40°C R.H.: 65% Max
- Moisture sensitivity level (MSL) 2 (1 year floor life at <30°C/65% relative humidity)



SMD Wire Wound Ferrite Chip Inductors - HPS1812 Series

HPS1812 series Electrical Characteristics

Part No.	Inductance (μ H)	Tolerance (\pm %)	Test Freq. (MHz)	Q Min	SRF (MHz)Min	RDC (Ω)Max	IDC (A)max
HPS1812-2R2□	2.2	10,20	1	35	170	0.10	1.70
HPS1812-4R7□	4.7	10,20	1	35	140	0.11	1.15
HPS1812-100□	10	10,20	1	35	70	0.17	0.71
HPS1812-331□	330	10,20	1	18	6	5.50	0.15
HPS1812-471□	470	10,20	1	16	4	6.90	0.12
HPS1812-561□	560	10,20	1	40	3	6.10	0.11

Note: When ordering, please specify tolerance code. Tolerance: K= \pm 10% M= \pm 20%

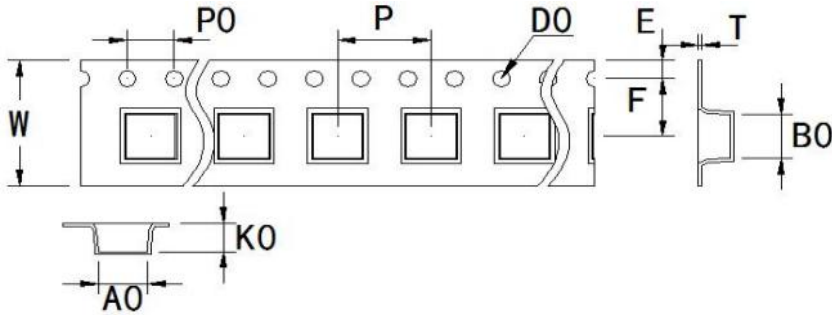
- Saturation DC current: Inductance drop approximately 30% of L0 at Isat.
- Operating temp.: -40°C~ +125°C
- Storage temp.: -10°C~+40°C R.H.: 65% Max
- Moisture sensitivity level (MSL) 2 (1 year floor life at <30°C/65% relative humidity)



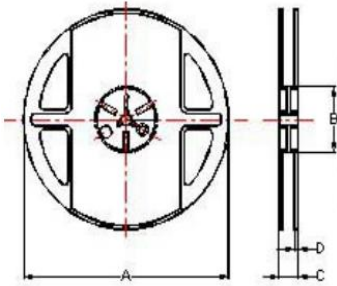
SMD Wire Wound Ferrite Chip Inductors - HPS Series

Packaging Specifications

Tape Dimensions



Reel Dimensions



Dimensions in mm

TYPE	Tape Dimensions										Reel Dimensions				Quantity PCS/REEL
	W	A0	B0	K0	P	T	E	F	D0	P0	A	B	C	D	
HPS1008	12	5.40	5.40	2.4	8.0	0.35	1.75	5.5	1.5	4.00	178	60	16	1.4	2000
HPS1812	12	5.20	6.0	4.0	8.0	0.35	1.75	5.5	1.5	4.00	178	60	16	1.4	1500